


Lindsay Williams served as Clarkson's captain for the third consecutive year in 2006-07.



2006-07 SEASON in REVIEW

Twelve seniors who formed the cornerstone of the Clarkson University Women's Hockey team the past four seasons closed out their collegiate careers with an impressive resume and the knowledge in knowing that they established a solid foundation for an emerging program in the NCAA.

The Golden Knights' Class of 2007 skated to three winning campaigns in four seasons and helped the Green and Gold compile 69 total victories, a notable achievement for a neophyte program just getting off the ground.



With the seniors providing the leadership, a talent trio of freshmen sparking the offense, and a veteran tandem back stopped the Knights' stingy defensive effort, Clarkson proved once again that it was one of the most competitive teams in Division I in 2006-07.

Led by three-year captain Lindsay Williams and assistant captains Lauren Lubrano and Ashley Shaidle, Clarkson was ranked among the top teams in the nation during a school-record eight-game, winning streak in the middle of the

season and finished with an 18-15-3 overall record, including 11 wins at Cheel Arena. Guided by head coach Rick Seeley and assistant Shannon Smith and Matt Desrosiers, the Knights tied for sixth in the ECACHL, regarded as the toughest league in women's hockey, with a 10-10-2 conference mark.

Clarkson's season came to a close in late February when the Knights pushed 5th-ranked St. Lawrence to the limit in the quarterfinal round of the league's playoffs in Canton, NY before falling 3-2 and 3-1 in the series.

Rookies Genevieve Lavoie, Britney Selina and Carlee Eusepi led the Knights' offense and provide a bright future for the Green and Gold. Lavoie, who scored a team-high 23 goals and 36 points, and Eusepi, who tallied 21 points from the blueline, were both named to the ECACHL All-Rookie team.

Senior Kira Hurley and Stephanie Hansen shared the duties in goals, with both posting three shutouts apiece, and helped the Knights rank among the top defensive squads in the country, allowing only 2.06 goals per game.

Game #1 (September 29, 2006) - Att: 303
Cheel Arena, Potsdam, NY
Final Score: CLARKSON 9 - Vermont 0

Game #2 (September 30, 2006) - Att: 151
Cheel Arena, Potsdam, NY
Final Score: CLARKSON 4 - Vermont 1

Game #3 (October 13, 2006) - Att: 823
Mercyhurst Ice Ctr., Erie, PA
Final Score: Mercyhurst 5 - Clarkson 2

Clarkson wasted little time in starting off the new campaign with a bang as captain **Lindsay Williams** tallied the Knights' fastest goal ever just seven seconds in. Clarkson cruised from there adding five more goals in the first, two more in the second and its ninth goal late in the third. **Marie-Jo Gaudet** (2-3) and **Melissa Marshall** (2-2) powered the outburst with five and four points, respectively. Freshman **Britney Selina** scored one goal and one assist, while fellow rookie **Carlee Eusepi** also picked up her first career goal. **Christine Bailkowski** and **Jessica Cloutier** also scored. **Kira Hurley** was called upon to make just nine saves in recording her 18th career shutout.

Score by Periods

Vermont (0-1-0)	0	0	0	x	—	0
CLARKSON (1-0-0)	6	2	1	x	—	9

1st: CU-Williams-1 (Marshall, Gaudet); 0:07
CU-Bailkowski-1 (Williams, Marshall); 0:24
CU-Gaudet-1 (Beazer, Lavoie), ppg; 2:57
CU-Marshall-1 (Valesente, Gaudet); 5:30
CU-Gaudet-2 (Dittmer), ppg; 8:38
CU-Selina-1 (Beazer, Lavoie), ppg; 17:02
2nd: CU-Eusepi-1 (Selina), ppg; 5:06
CU-Marshall-2 (Gaudet); 9:48
3rd: CU-Cloutier-1 (Dittmer, Moorehead); 18:19
Penalties: Clarkson 4/8, Vermont 12/24
Power Plays: Clarkson 4-12, Vermont 0-4
Svs: CU (Hurley - 59:41) 2-3-4 =9
VER (Siegl - 20:00) 12-x-x =12
VER (Roy - 40:00) x-10-10 =20

Another solid defensive effort and some timely offense lifted Clarkson to weekend sweep off Vermont. Four different players scored for the Knights, while Clarkson allowed just nine shots on goal. Clarkson's fourth line, which was held off the score sheet in Friday's win, gave the Knights the early momentum when **Carolynn Zidek** scored her first goal in over two years, connecting at 4:31 of the first period. **Britney Selina** knocked in her second goal of the weekend at 16:22 of the second after a strong effort in the offensive zone by classmate **Genevieve Lavoie**. With 1:42 left in the middle frame, **Jessica Cloutier** converted on a rebound off a shot by senior **Melissa Marshall** to put the Green and Gold on top 3-0 after 40 minutes. Vermont finally got on the scoreboard for the first time during the weekend, at 14:41 of the third. Just 34 seconds later, however, **Marie-Jo Gaudet** put Clarkson back on top by three goals with her team-high third goal of the season. Marshall picked up her fourth assist of the weekend.

Score by Periods

Vermont (0-2-0)	0	0	1	x	—	1
CLARKSON (2-0-0)	1	2	1	x	—	4

1st: CU-Zidek-1 (Mluta, Lubrano); 4:31
2nd: CU-Selina-2 (Lavoie, McKenney); 16:22
CU-Cloutier-2 (Marshall, Madigan); 19:18
3rd: VER-Sentoff-1; 14:41
CU-Gaudet-3 (Marshall, Williams); 15:15
Penalties: Clarkson 4/8, Vermont 9/18
Power Plays: Clarkson 0-8, Vermont 0-3
Svs: CU (Hurley - 60:00) 1-5-2 =8
VER (Roy - 60:00) 6-17-10 =33

Three goals in the opening five minutes was enough for third-ranked Mercyhurst to hand Clarkson its first loss of the season. It took just 19 seconds for the Lakers to jump on the scoreboard, but the Knights' answered back at 2:28 with a power-play tally from **Katie Morrison**. The tie score lasted for just over a minute as Mercyhurst struck for a pair of goals just 22 seconds apart to go on top 3-1, 4:12 after the opening faceoff. **Britney Selina** scored with the man-advantage at 10:55 to make it a two-goal game after the first. The Lakers, however, added goals in the second and third periods to seal the win. Mercyhurst enjoyed a distinct advantage in shots, 41-14.

Score by Periods

CLARKSON (2-1-0)	2	0	0	x	—	2
Mercyhurst (3-0-0)	3	1	1	x	—	5

1st: MC-Lorsell-1 (Jones, Hosier); 0:19
CU-Morrison-1 (Cloutier, McKenney), ppg; 2:28
MC-Agosta-2 (Chouinar, Bourbeau), ppg; 3:50
MC-Jones-2 (Pendleton); 4:12
CU-Selina-3 (Morrison), ppg; 10:55
2nd: MC-Bourbeau-3 (Colizza, Payne), ppg; 9:11
3rd: MC-Agosta-3 (Chouinar), shg; 8:15
Penalties: Clarkson 6/12, Mercyhurst 10/20
Power Plays: Clarkson 2-10, Mercyhurst 2-6
Svs: CU (Hurley - 60:00) 11-9-16 =36
MC (Hosier - 59:53) 5-5-2 =12

Christine Bailkowski tallied a power-play goal, a shorthanded marker and the game-winner for a natural hat trick in Clarkson's 6-3 win at Quinnipiac (10/27).



Game #4 (October 14, 2006) - Att: 1,287
Mercyhurst Ice Ctr., Erie, PA
Final Score: CLARKSON 3 - Mercyhurst 3 OT

Katie Morrison scored twice and **Ashley Shaidle** came through with the tying goal midway through the third period as the Knights rallied for a draw on the home ice of the third-ranked team in the country. Despite being out shot 42-19, Clarkson stayed even with Mercyhurst behind a solid 39-save effort from **Kira Hurley**. **Britney Selina** and **Jessica Cloutier** helped pace the offense with three and two assists, respectively. All three Laker goals came on the power play.

Score by Periods

CLARKSON (2-1-1) 1 1 1 0 — 3
Mercyhurst (3-0-1) 1 1 1 0 — 3

1st: CU-Morrison-2 (Cloutier, Selina); 15:32
 MC-Agosta-4 (Jones, Colizza), ppg; 18:00
 2nd: CU-Morrison-3 (Selina, Cloutier), ppg; 4:29
 MC-Chouinard-6 (Bonello), ppg; 12:11
 3rd: MC-Pendleton-1 (Ayearst), ppg; 3:07
 CU-Shaidle-1 (Selina); 7:53
 Penalties: Clarkson 10/20, Mercyhurst 7/14
 Power Plays: Clarkson 1-5, Mercyhurst 3-10
 Svs: CU (Hurley - 65:00) 11-9-16-3 =39
 MC (Drennen - 64:49) 3-7-6-0 =16

Game #5 (October 20, 2006) - Att: 781
Appleton Arena, Canton, NY
Final Score: St. Lawrence 3 - Clarkson 1

In the first game of a home-and-home series against their North Country rival, Clarkson fell behind early in Canton to the third-ranked Saints and could not recover. St. Lawrence scored just 11 seconds in and made it 2-0 midway through the second period. **Katie Morrison** continued her scoring streak with the Knights' lone goal, a power-play marker off assists from **Britney Selina** and **Brooke Beazer**, at 15:17, but St. Lawrence tallied its third goal with 1:54 remaining in the middle frame to grab a 3-1 lead. Clarkson was just 1-of-10 on the power play, but held St. Lawrence scoreless on its four man-advantage chances. **Kira Hurley** made 33 saves, including 14 sops in the opening frame.

Score by Periods

CLARKSON (2-2-1, 0-1-0) 0 1 0 x — 1
St. Lawrence (5-0-0, 1-0-0) 1 2 0 x — 3

1st: SLU-Harbec-3 (Grills, Guay); 0:11
 2nd: SLU-Locke-2 (Domenico, Connors); 7:57
 CU-Morrison-4 (Beazer, Selina), ppg; 15:17
 SLU-Locke-3 (Connors); 18:06
 3rd: No Scoring
 Penalties: Clarkson 4/8, St. Lawrence 10/20
 Power Plays: Clarkson 1-10, St. Lawrence 0-4
 Svs: CU (Hurley - 60:00) 14-6-13 =33
 SLU (Guckian - 60:00) 6-3-5 =14

Game #6 (October 21, 2006) - Att: 823
Cheel Arena, Potsdam, NY
Final Score: St. Lawrence 5 - Clarkson 0

Another early goal by the opposition in the opening minute led to a Clarkson loss as the Knights suffer a season-sweep by their North Country neighbors for the first time ever. The Saints scored 57 seconds after the opening faceoff and cruised from there. St. Lawrence held a 31-21 shot advantage and held the Knights scoreless on their six power-play chances in handing the Green and Gold their first shutout of the year.

Score by Periods

St. Lawrence (6-0-0, 2-0-0) 1 2 2 x — 5
CLARKSON (2-3-1, 0-2-0) 0 0 0 x — 0

1st: SLU-Duggan-4 (Harbec); 0:57
 2nd: SLU-Duggan-5 (Harbec); 4:18
 SLU-Batchelor-4 (Guay, Maschmeyer); 14:18
 3rd: SLU-Domenico-2 (Locke, Connors), ppg; 11:50
 SLU-Domenico-3; 14:23
 Penalties: Clarkson 5/10, St. Lawrence 7/14
 Power Plays: Clarkson 0-6, St. Lawrence 1-4
 Svs: CU (Hurley - 60:00) 8-10-8 =26
 SLU (Guckian - 60:00) 3-7-11 =21



Lauren Lubrano

Game #7 (October 27, 2006) - Att: 87
Northford Ice Pavilion, Northford, CT
Final Score: CLARKSON 6 - Quinnipiac 3

Christine Bailkowski recorded a natural hat trick with a power-play goal, a shorthanded tally and the game-winner between the first and second periods as Clarkson broke out of an offensive slump and ended a four-game winless streak. Less than five minutes into the first period, the Golden Knights found themselves trailing to Quinnipiac, but Clarkson answered back with six straight goals to gain the win on the road. Freshman **Genevieve Lavoie** started the outburst with her first collegiate goal, a 5-on-3 power-play marker, at 10:59 of the first. **Ashley Shaidle** and **Lauren Lubrano**, with her first score of the season, also tallied goals in the second period. The Bobcats added two goals in the third frame when the game was well out of hand.

Score by Periods

CLARKSON (3-3-1, 1-2-0) 2 4 0 x — 6
Quinnipiac (1-5-0, 0-2-0) 1 0 2 x — 3

1st: QU-MacLean-2 (Burton); 4:23
 CU-Lavoie-1 (Eusepi, Beazer), ppg; 10:59
 CU-Bailkowski-2 (Lavoie, Williams), ppg; 18:15
 2nd: CU-Bailkowski-3 (Shaidle), shg; 6:20
 CU-Bailkowski-4 (Lavoie, O'Connor); 13:06
 CU-Shaidle-2 (Selina, Dittmer), ppg; 15:28
 CU-Lubrano-1; 19:39
 3rd: QU-Cole-1; 1:10
 QU-MacLean-3; 4:56
 Penalties: Clarkson 10/20, Quinnipiac 14/28
 Power Plays: Clarkson 3-13, Quinnipiac 0-9
 Svs: CU (Hurley - 39:47) 7-4-x =11
 CU (Finley - 20:00) x-x-10 =10
 QU (Brennan - 59:53) 11-15-5 =31

Game #8 (October 28, 2006) - Att: 356
Hobey Baker Rink, Princeton, NJ
Final Score: CLARKSON 1 - Princeton 1 OT

Kira Hurley stopped 23 shots over 65 minutes and **Ashley Shaidle** scored her third goal of the season as Clarkson picked up a point for the first time in five meetings against Princeton.

Score by Periods

CLARKSON (3-3-2, 1-2-1) 1 0 0 0 — 1
Princeton (2-0-2, 2-0-1) 0 1 0 0 — 1

1st: CU-Shaidle-3 (Eusepi, Morrison); 14:43
 2nd: PRI-Pearce-3 (Watt, Oakley), ppg; 17:04
 3rd: No Scoring
 OT: No Scoring
 Penalties: Clarkson 10/20, Quinnipiac 14/28
 Power Plays: Clarkson 3-13, Quinnipiac 0-9
 Svs: CU (Hurley - 64:52) 5-8-9-1 =23
 PRI (Young - 65:00) 7-8-13-1 =29

In her first start of the season, **Stephanie Hansen** backboned the Knights to their first shutout of the year with 16 saves in the 1-0 win over Robert Morris (11/10).



Game #9 (November 3, 2006) - Att: 224
Cheel Arena, Potsdam, NY
Final Score: Harvard 2 - Clarkson 0

Despite out shooting 6th-ranked Harvard, 25-19, Clarkson suffered the shutout loss at Cheel. The Crimson scored twice late in the first period and held off the Golden Knights down the stretch. **Kira Hurley** finished with 17 saves for the Green and Gold.

Score by Periods

Harvard (3-0-0, 3-0-0) 2 0 0 x — 2
CLARKSON (3-4-2, 1-3-1) 0 0 0 x — 0

1st: HAR-Vaillancourt-8 (Chu); 14:00
 HAR-Brine-4 (Vaillancourt, Chu), ppg; 18:33
 2nd: No Scoring
 3rd: No Scoring
 Penalties: Clarkson 8/16, Harvard 11/22
 Power Plays: Clarkson 0-11, Harvard 1-8
 Svs: CU (Hurley - 60:00) 7-4-6 =17
 HAR (Martin - 59:50) 8-8-9 =25

Game #10 (November 4, 2006) - Att: 220
Cheel Arena, Potsdam, NY
Final Score: Dartmouth 2 - Clarkson 0

A goal in the opening minute of the first period and another in the waning moments of the third period were enough for the seventh-ranked Dartmouth Big Green to defeat Clarkson. For the second straight game the Knights held the shot-advantage over a Top 10 ranked foe, 28-15, but could not put one in goal as they suffered their second consecutive shutout. **Kira Hurley** and **Stephanie Hansen** combined for 13 saves in Clarkson's goal.

Score by Periods

Dartmouth (4-2-0, 4-0-0) 1 0 1 x — 2
CLARKSON (3-5-2, 1-4-1) 0 0 0 x — 0

1st: DAR-Parsons-6 (Gray); 0:18
 2nd: No Scoring
 3rd: DAR-Bowman-3 (Weatherston); 17:22
 Penalties: Clarkson 4/8, Dartmouth 6/12
 Power Plays: Clarkson 0-6, Dartmouth 0-4
 Svs: CU (Hurley - 47:06) 5-5-0 =10
 CU (Hansen - 12:54) x-x-3 =3
 DAR (Clemis - 60:00) 8-11-9 =28



Carolyn Zidek

Game #11 (November 10, 2006) - Att: 157
Cheel Arena, Potsdam, NY
Final Score: CLARKSON 1 - Robert Morris 0

In her first start of the season, **Stephanie Hansen** backboned Clarkson to its first win in four games with the non-league shutout of Robert Morris. The Knights broke out of a 162 minute, 4 second scoreless run with a 5-on-3 power play goal with 3:13 remaining in the first period when **Ashley Shaidle** found herself wide open in front of the net, converting off assists from **Amanda Dittmer** and **Marie-Jo Gaudet**. Hansen posted her fourth career shutout with 16 saves.

Score by Periods

Robert Morris (4-6-1) 0 0 0 x — 0
CLARKSON (4-5-2) 1 0 0 x — 1

1st: CU-Shaidle-4 (Dittmer, Gaudet),
 5x3 ppg; 16:47
 2nd: No Scoring
 3rd: No Scoring
 Penalties: Clarkson 6/12, Robert Morris 7/14
 Power Plays: Clarkson 1-7, Robert Morris 0-6
 Svs: CU (Hansen - 60:00) 6-7-3 =16
 RM (McLaughlin - 59:49) 13-17-5 =35

Game #12 (November 11, 2006) - Att: 162
Cheel Arena, Potsdam, NY
Final Score: CLARKSON 3 - Robert Morris 1

Genevieve Lavoie scored her second and third career goals as Clarkson came back from a one-goal deficit to record its second straight non-league victory over Robert Morris. It took seven minutes and thirty seconds before the Colonials could get a shot on goal, but that lone attempt put Robert Morris up 1-0. The second period was dominated by the Golden Knights who finally got on the scoreboard at 8:54 when Lavoie scored on a quick shot in the slot. In the opening minutes of the third, Lavoie picked up an unassisted goal at 2:51. Clarkson extended its lead at 11:07 when **Carlee Eusepi** scored her second career goal. The Knights swarmed the Robert Morris goal throughout the game and held a 33-8 lead in shots. **Stephanie Hansen** finished with seven saves.

Score by Periods

Robert Morris (4-7-1) 1 0 0 x — 1
CLARKSON (5-5-2) 0 1 2 x — 3

1st: RM-Giambra-1 (Ullrich, Miles), ppg; 7:30
 2nd: CU-Lavoie-2 (Selina); 8:54
 3rd: CU-Lavoie-3; 2:51
 CU-Eusepi-2 (Marshall, Gaudet); 11:07
 Penalties: Clarkson 6/12, Robert Morris 5/10
 Power Plays: Clarkson 0-5, Robert Morris 1-6
 Svs: CU (Hansen - 60:00) 3-3-1 =7
 RM (Rossi - 59:23) 10-14-6 =30


Game #13 (November 17, 2006) - Att: 147
City Ice Arena, Detroit, MI
Final Score: Wayne State 2 - Clarkson 1

A pair of third-period goals propelled Wayne State past Clarkson as the Warriors scored twice in the final 10 minutes to end the Golden Knights' modest two-game winning streak. **Genevieve Lavoie** scored with just five seconds remaining in the opening period to give Clarkson a 1-0 lead. **Katie Morrison** earned the assist. The Knights would hold that one goal advantage for all of the second period and half of the third before Wayne State scored with less than 10 minutes to go in the third frame. The Warriors then tallied the game-winner with four minutes to go. **Stephanie Hansen** made 13 saves for the Knights.

Score by Periods

CLARKSON (5-6-2) 1 0 0 x — 1
Wayne State (5-6-0) 0 0 2 x — 2

1st: CU-Lavoie-4 (Morrison); 19:55
 2nd: No scoring
 3rd: WS-Poyton-3 (Burnett, Boal); 12:42
 WS-Frskie-2 (Berzins, King); 17:58
 Penalties: Clarkson 2/4, Wayne State 4/8
 Power Plays: Clarkson 0-4, Wayne State 0-2
 Svs: CU (Hansen - 59:43) 3-4-6 =13
 WS (Turcotte - 60:00) 11-8-10 =29



Marie-Jo Gaudet

Jessica Cloutier tallied twice in the Golden Knights' 6-3 victory at Wayne State (11/18), which started Clarkson on a school-record eight-game winning streak.



Carlee Eusepi

Game #14 (November 18, 2006) - Att: 150
City Ice Arena, Detroit, MI
Final Score: CLARKSON 6 - Wayne State 3

Genevieve Lavoie recorded her first career hat trick and **Jessica Cloutier** tallied twice as Clarkson took advantage of its opponent's penalties, scoring six goals on eight power plays to rally for the non-league win in Michigan. Cloutier and Lavoie combined for the game's last four goals in the final 13 minutes of play. After trailing 1-0 after the first, the Green and Gold out scored Wayne State 2-1 in the middle frame, with Lavoie and **Lindsay Williams** finding the back of the net, to force a 2-2 tie after forty minutes. The Warriors went up 3-2 early in the third before Clarkson began its four-goal spurt. **Stephanie Hansen** made 15 saves in net for the Golden Knights.

Score by Periods
CLARKSON (6-6-2) 0 2 4 x — 6
Wayne State (5-7-0) 1 1 1 x — 3

1st: WS-Boal-13 (DiPietro), ppg; 15:23
 2nd: CU-Lavoie-5 (Eusepi, Beazer), ppg; 0:50
 CU-Williams-2 (Bailkowski, Dittmer), ppg; 4:49
 WS-Poyton-4 (Boal, DiPietro); 10:31
 3rd: WS-Boal-14 (Poyton); 3:19
 CU-Cloutier-3 (Shaidle, Dittmer), ppg; 7:09
 CU-Lavoie-6 (Eusepi, McKenney), ppg; 14:52
 CU-Lavoie-7 (Eusepi, Selina), ppg; 15:30
 CU-Cloutier-4 (Williams), eng; 19:58
 Penalties: Clarkson 7/14, Wayne State 9/18
 Power Plays: Clarkson 0-4, Wayne State 0-2
 Svs: CU (Hansen - 60:00) 6-5-4 =15
 WS (Turcotte - 59:12) 7-5-7 =19

Game #15 (November 24, 2006) - Att: 131
Starr Rink, Hamilton, NY
Final Score: CLARKSON 2 - Colgate 1 OT

Christine Bailkowski's shorthanded marker at 3:51 of overtime capped off a come-from-behind effort for the Golden Knights in Central, NY. After battling through two scoreless periods of play, Colgate took the initial lead at 5:17 of the third stanza. With just 41 seconds remaining in regulation, however, Clarkson tied it up on **Marie-Jo Gaudet's** power-play goal off an assist from **Brooke Beazer**. Bailkowski ended the game when she took a long outlet pass from defenseman **Carlee Eusepi** and went one-on-one with the Colgate goaltender, slipping in her fourth goal of the year through the five-hole for the game-winner. Clarkson dominated on the shot chart, out shooting the Raiders 34-18, including a 14-4 margin in the third. **Stephanie Hansen** made 17 saves in back boning the Green and Gold to only their second win ever over Colgate. The Knights were 1-of-4 on the power play and killed off all three Colgate man-advantage attempts along with scoring the shorthanded, game-winner.

Score by Periods
CLARKSON (7-6-2, 2-4-1) 0 0 1 1 — 2
Colgate (4-9-1, 4-3-0) 0 0 1 0 — 1

1st: No Scoring
 2nd: No Scoring
 3rd: COL-French-2 (Cater-Cyker); 5:17
 CU-Gaudet-4 (Beazer), ex, ppg, 19:19
 OT: Bailkowski-5 (Eusepi), shg; 3:51
 Penalties: Clarkson 3/6, Colgate 4/8
 Power Plays: Clarkson 1-4, Colgate 0-3
 Svs: CU (Hansen - 64:32) 8-3-3-3 =17
 COL (Hamashuck - 65:00) 9-8-13-2 =32



Brooke Beazer

Game #16 (November 25, 2006) - Att: 175
Lynah Rink, Ithaca, NY
Final Score: CLARKSON 5 - Cornell 1

Britney Selina became the second Golden Knight to record a hat trick in the past three games, sparking Clarkson to the win over Cornell at Lynah Rink. **Marie-Jo Gaudet** started the scoring against the Big Red early in the first period when she tallied unassisted, at 3:21. Selina then began the makings of her hat trick at 14:45 with her fourth goal of the season, with assists going to **Amanda Dittmer** and **Andrea Maluta**. Clarkson's top goal scorer this season, **Genevieve Lavoie** continued her recent assault on opposing goaltenders with her eighth marker of the season less than a minute later to make the score 3-0 in the first period. Cornell got on the scoreboard with its lone goal, a shorthanded marker at 11:26 of the second. The Knights came back 25 seconds later as Selina sent in her second goal of the game, this time on the power play. Selina finished off her first collegiate hat trick with a shorthanded, empty net goal at 14:37 of the third period. **Stephanie Hansen** made 19 saves. The Knights went 1-for-4 on the power play while Cornell was 0-for-5 while up a player. Clarkson out shot Cornell 28-20, owning a slight advantage in each period.

Score by Periods
CLARKSON (8-6-2, 3-4-1) 3 1 1 x — 5
Cornell (1-10-1, 1-7-0) 0 1 0 x — 1

1st: CU-Gaudet-5; 3:21
 CU-Selina-4 (Dittmer, Maluta); 14:45
 CU-Lavoie-8 (Bailkowski); 15:40
 2nd: COR-Chipman-5 (McGinty), shg; 11:26
 CU-Selina-5 (Eusepi), shg; 11:51
 3rd: CU-Selina-6, eng; 14:37
 Penalties: Clarkson 6/12, Cornell 5/10
 Power Plays: Clarkson 1-4, Cornell 0-5
 Svs: CU (Hansen - 60:00) 6-6-7 =19
 COR (Baronick - 40:00) 6-7-x =13
 COR (Niesluchowski - 17:09) x-x-10 =10



Andrea Maluta

One of the top freshmen in the nation, **Genevieve Lavoie** compiled back-to-back hat tricks and posted eight points (6-2) in the Knights' sweep of Yale (12/1) and Brown (12/2) at Cheel Arena,



Game #17 (December 1, 2006) - Att: 172
Cheel Arena, Potsdam, NY
Final Score: CLARKSON 4 - Yale 2

Genevieve Lavoie recorded her second career hat trick and added one assist to lead Clarkson to the win over Yale. After a scoreless opening 30 minutes of play the Knights struck three times over the final 10 minutes of the second period to gain the momentum. At 10:58, junior **Katie Morrison** broke out of an 11-game goal-scoring drought when she finished off passes from **Britney Selina** and Lavoie, connecting on a shot from in tight for her fifth goal of the year. Lavoie recorded her first goal of the game at 15:59 as she picked up a rebound from the backboards off a shot from the point by defenseman **Amanda Dittmer** and tucked in shot. With one minute left in the middle frame, Lavoie put the Knights up 3-0, knocking in a rebound while on the power play. The Bulldogs got on the scoreboard at 8:30 of the third with a power-play tally, but the Knights regained the four-goal advantage at 12:00 as Lavoie completed the hat trick with her team-high 11th goal of the season. Yale tried to rally back late when they pull their goaltender for the extra attacker and the moved paid off with the Bulldogs' second goal with 2:15 remaining, but time ran out before the visitors could connect again. Yale out shot Clarkson 33-21, but **Stephanie Hansen**, making her seventh straight start, posted a season-high 31 saves to improve her record to 6-1.

Score by Periods

Yale (5-6-0, 3-5-0)	0	0	2	x — 2
CLARKSON (9-6-2, 4-4-1)	0	3	1	x — 4

1st: No Scoring

2nd: CU-Morrison-3 (Selina, Lavoie); 10:58

CU-Lavoie-9 (Dittmer, Cloutier); 15:59

CU-Lavoie-10 (Eusepi, Selina), ppg; 19:00

3rd: Y-Schwartz-2 (Savard), ppg; 8:30

CU-Lavoie-11 (Gaudet); 12:00


Y-Johnson-1 (Savard), ex; 17:45

Penalties: Clarkson 2/4, Yale-3/6

Power Plays: Clarkson 1-3, Yale 1-2

Svs: CU (Hansen - 60:00) 7-11-13 =31

Yale (LaHue - 57:59) 6-4-7 =17



Jessica Finley



Emma Madigan

Game #18 (December 2, 2006) - Att: 207
Cheel Arena, Potsdam, NY
Final Score: CLARKSON 4 - Brown 1

Emerging as one of the top freshmen in the country, **Genevieve Lavoie** recorded her third hat trick of the season and her second of the weekend as Clarkson won its fifth straight game by dominating Brown. The Bears opened the scoring just 1:52 in, **Stephanie Hansen** beared down in the Clarkson net after the opening goal and the Knights rattled off four straight to gain the victory. Lavoie recorded Clarkson's first goal with a power-play shot at 7:32. Lavoie came back with another goal at 12:49, again on the power play, when she redirected a shot from the point by **Kimberly McKenney**. **Lauren Lubrano** made it 3-1 midway through the second when she deflected in a shot from the top of the circle. The final goal of the game came in the last minute of the third period as Lavoie picked her way through the defense to record her second consecutive hat trick at 19:26 of the third frame. Hansen finished with 23 saves.

Score by Periods

Brown (1-11-1, 0-9-0)	1	0	0	x — 1
CLARKSON (10-6-2, 5-4-1)	2	1	1	x — 4

1st: BR-Olewinski-3 (Lane); 1:52

CU-Lavoie-12 (Selina, Beazer), ppg; 7:32

CU-Lavoie-13 (McKenney, Eusepi), ppg;

12:49

2nd: CU-Lubrano-2 (Eusepi, Lavoie); 8:18

3rd: CU-Lavoie-14 ; 19:26

Penalties: Clarkson 3/6, Brown 6/12

Power Plays: Clarkson 2-6, Brown 0-3

Svs: CU (Hansen - 60:00) 6-8-9 =23

BR (Stock - 59:42) 5-7-13 =25

Game #19 (December 8, 2006) - Att: 248
Cheel Arena, Potsdam, NY
Final Score: CLARKSON 5 - Niagara 0

Stephanie Hansen continued her strong play since taking over as the starting goaltender and backbone Clarkson to its fourth shutout of the season. The Knights took little time to jump on the scoreboard as **Britney Selina** scored at 5:58 of the first. Just 10 seconds into the second frame **Genevieve Lavoie** continued her spirited play with her team-high 15th goal of the season. The Knights remained scoreless for the remainder of the second period, but Clarkson picked up three goals to put the game away in the final period. **Christine Bailkowski** tallied twice and Lavoie added the fifth goal. Hansen made 15 saves for her second shutout of the season.

Score by Periods

Niagara (4-9-4)	0	0	0	x — 0
CLARKSON (11-6-2)	1	1	3	x — 5

1st: CU-Selina-7; 5:58

2nd: CU-Lavoie-15 (Gaudet); 0:10

3rd: CU-Bailkowski-6 (Cloutier, Marshall); 2:03

CU-Bailkowski-7; 8:10

CU-Lavoie-16 (Gaudet); 13:09

Penalties: Clarkson 4/8, Niagara 4/8

Power Plays: Clarkson 0-4, Niagara 0-4

Svs: CU (Hansen - 60:00) 5-5-5 =15

NIA (Rutledge - 53:09) 7-10-8 =25

NIA (Zelonis - 6:51) x-x-6 =6

Game #20 (December 9, 2006) - Att: 129
Cheel Arena, Potsdam, NY
Final Score: CLARKSON 2 - Niagara 1

Stephanie Hansen saw a streak of 171 straight scoreless minutes in goal snapped, but Clarkson was still was able to hold on for a one-goal victory to complete a weekend sweep at home over Niagara and extend its school-record winning streak to seven games to close out the 2006 portion of the schedule. After a scoreless first period, **Brooke Beazer** and **Genevieve Lavoie** netted goals in the second. Late in the third period, Niagara made the game's outcome a little more interesting when the Purple Eagles scored their first goal of the weekend. Hansen finished with 26 saves.

Score by Periods

Niagara (4-10-4)	0	0	1	x — 1
CLARKSON (12-6-2)	0	2	0	x — 2

1st: No Scoring

2nd: CU-Beazer-1 (Eusepi, McKenney),

ppg; 8:04

CU-Lavoie-17 (Gaudet, Bailkowski); 11:36

3rd: NIA-McKinnon-3 (Gray, Donovan); 13:06

Penalties: Clarkson 2/4, Niagara 6/12

Power Plays: Clarkson 1-6, Niagara 0-2

Svs: CU (Hansen - 60:00) 9-7-10 =26

NIA (Rutledge - 58:57) 10-6-10 =26

Britney Selina recorded her second career hat trick in Clarkson's dominating 8-1 victory over Union (1/19).



Game #21 (January 5, 2007) - Att: 95
Matthews Arena, Boston, MA
Final Score: CLARKSON 5 - Northeastern 0

Clarkson opened the New Year with its eighth straight win, thanks in part by **Lindsay Williams'** first two-goal game since February 2004. Williams scored the only goal the Knights would need at 5:28 of the first period. Clarkson continued to apply pressure in the second period, scoring three times. **Christina Valesente** notched her first goal of the season, an unassisted marker 7:57, followed by a goal from **Ashley Shaidle** at 12:59. Williams then picked up her second goal of the game with one minute left in the period off Shaidle's second assist of the game. **Marie-Jo Gaudet** tallied early in the third frame to account for the final score. **Stephanie Hansen** picked up her 10th win in 11 starts this year and third shutout of the campaign, making 15 stops on the road.

Score by Periods

CLARKSON (13-6-2)	1	3	1	x — 5
Northeastern (3-14-1)	0	0	0	x — 0

1st: CU-Williams-3 (Shaidle); 5:28

2nd: CU-Valesente-1; 7:57

CU-Shaidle-5 (Cloutier); 12:59

CU-Williams-4 (Shaidle); 19:00

3rd: CU-Gaudet-6 (Lavoie); 1:43

Penalties: Clarkson 1/2, Northeastern 1/2

Power Plays: Clarkson 0-1, Northeastern 0-1

Svs: CU (Hansen - 60:00) 5-8-2 =15

NU (Belliveau - 59:50) 18-9-12 =39

Game #22 (January 6, 2007) - Att: 151
Kelley Rink, Chestnut Hill, MA
Final Score: Boston College 5 - Clarkson 0

Clarkson's school-record winning streak came to an end at eight games after the Golden Knights were shut out in Boston, suffering their first loss since mid-November. Clarkson trailed only 1-0 after the first and was down 2-0 through 40 minutes before the highly-rated Eagles put the game away in the third stanza with three more goals. **Stephanie Hansen** recorded 27 saves, losing only her second game of the season in 12 decisions.

Score by Periods

CLARKSON (13-7-2)	0	0	0	x — 0
Boston College (12-5-2)	1	1	3	x — 5

1st: BC-Stack-6 (McDonald, Blood); 18:30

2nd: BC-Zewisza-9 (Thunstrom, Spillane); 10:30

3rd: BC-Spillane-8 (Olchow, Thunstrom); 1:54

BC-Mirasolo-1 (Blood, Wiedmeier); 17:07

BC-Thunstrom-15 (Beaudry, Spillane); 19:01

Penalties: Clarkson 4/8, Boston College 5/10

Power Plays: Clarkson 0-5, Boston College 0-4

Svs: CU (Hansen - 60:00) 9-8-10 =27

BC (Schaus - 60:00) 8-10-8 =26

Game #23 (January 12, 2007) - Att: 350
Meehan Auditorium, Providence, RI
Final Score: Brown 1 - Clarkson 0

Kira Hurley made 17 saves and allowed just one goal in her first action in several weeks, but Clarkson's offense continued to slump as the Golden Knights were shut out for the second straight game. Clarkson controlled the play through the game, holding a 33-18 advantage in shots, including at least a four-shot edge in each period, but could not come through on any of its chances, including five power-play opportunities. Brown tallied the game's only goal late in the first.

Score by Periods

CLARKSON (13-8-2, 5-5-1)	0	0	0	x — 0
Brown (4-11-2, 2-9-1)	1	0	0	x — 1

1st: BR-Connors-2 (Moore); 15:34

2nd: No Scoring

3rd: No Scoring

Penalties: Clarkson 5/10, Brown 5/10

Power Plays: Clarkson 0-5, Brown 0-5

Svs: CU (Hurley - 59:06) 6-7-4 =17

BR (Stock - 60:00) 12-11-10 =33

Game #24 (January 6, 2007) - Att: 225
Ingalls Rink, New Haven, CT
Final Score: Yale 5 - Clarkson 1

Marie-Jo Gaudet got Clarkson off to the right start in New Haven with the opening goal of the contest early in the second period, but from then on out Yale took control in handing the Knights their third straight loss. After a scoreless first period, Clarkson wasted little time in starting the middle frame as Gaudet tallied a power-play marker 50 seconds in. Defenseman **Carlee Eusepi** set up the Knights' first goal in 159:07 of action. Senior goaltender **Kira Hurley** picked up her first career point with the initial assist. The Bulldogs, however, answered back with five straight goals, including four in the final frame, to snap a three-game losing streak to Clarkson. Yale out shot Clarkson 33-21. Hurley making her second straight start after missing the previous 12 games, finished with 28 saves.

Score by Periods

CLARKSON (13-9-2, 5-6-1)	0	1	0	x — 1
Yale (10-8-0, 6-7-0)	0	1	4	x — 5

1st: No Scoring

2nd: CU-Gaudet-7 (Eusepi, Hurley), ppg; 0:50

Y-Savard-6 (Soesili), ppg; 6:38

3rd: Y-Howser-7; 3:41

Y-Zingler-6 (Resor), shg; 4:40

Y-Zingler-7 (Howser, Spring); 9:05

Y-Zingler-8 (Howser, Spring); 16:12

Penalties: Clarkson 4/8, Yale 6/12

Power Plays: Clarkson 1-6, Yale 1-4

Svs: CU (Hurley - 60:00) 4-15-9 =28

Yale (Zilis - 60:00) 10-7-3 =20

Game #25 (January 19, 2007) - Att: 203
Cheel Arena, Potsdam, NY
Final Score: CLARKSON 8 - Union 1

Britney Selina led a high-powered offensive effort with her second career hat trick and one assist as the Knights broke out of a three-game losing skid with a convincing win. After scoring just three goals combined in the losing slump, Clarkson regained its scoring touch early against Union with three first-period goals. Clarkson continued to roll in the middle frame, outscoring Union 4-1 in the stanza to hold a 7-1 advantage through 40 minutes. Selina closed out the game with her 10th goal of the season, an unassisted power-play marker with 10 seconds left. **Ashley Shaidle** tallied twice, while **Genevieve Lavoie**, **Carlee Eusepi** and **Amanda Dittmer** also scored in the rout. **Christine Bailkowski** set up two goals. Union spoiled the Knights' shutout bid with its lone goal at 14:45 of the second. Clarkson, which won its sixth straight over Union, out shot the Dutchwomen 47-11. **Stephanie Hansen** improved her record to 11-2 by stopping all seven shots she faced.

Score by Periods

Union (4-17-0, 0-13-0)	0	1	0	x — 1
CLARKSON (14-9-2, 6-6-1)	3	4	1	x — 8

1st: CU-Selina-8 (McKenney); 2:02

CU-Shaidle-6 (O'Connor, Valesente); 16:22

CU-Selina-9 (Bailkowski), shg; 19:11

2nd: CU-Lavoie-18; 1:09

CU-Eusepi-3 (McKenney); 4:51

CU-Dittmer-1 (Lavoie, Bailkowski); 8:35

UN-Nichols-12 (Hansen, Rucinski); 14:45

CU-Shaidle-7 (Selina), shg; 18:28

3rd: CU-Selina-10, ppg; 19:50

Penalties: Clarkson 7/14, Union 8/19

Power Plays: Clarkson 1-7, Union 0-6

Svs: CU (Hansen - 33:00) 5-2-x =7

CU (Hurley - 27:00) x-0-3 =3

UN (Kimble - 24:51) 8-4-x =12

UN (Hansen - 35:09) x-10-17=27



Amanda Dittmer

A solid, two-way forward for the Golden Knights, **Katie Morrison** opened the scoring in Clarkson's game at nationally-ranked Harvard (1/27).



Courtney O'Connor

Game #26 (January 20, 2007) - Att: 232
Cheel Arena, Potsdam, NY
Final Score: Rensselaer 4 - Clarkson 3

In its first ever ECACHL game against rival Rensselaer, Clarkson could not hold on to an early lead and fell by one to the Engineers at home. Despite trailing significantly in shots, Rensselaer took advantage of its opportunities, scoring four times in a span of 10:08 between the second and third period, and then held off a late Green and Gold charge. **Genevieve Lavoie** opened the scoring, tallying a power-play marker at 13:34 of the first. Clarkson appeared to be on its way to a second straight victory, out shooting RPI 13-3 in the frame. The Knights scored again at 7:28 of the second period on **Christine Bailkowski's** power-play tally. Unfortunately for the Knights, the momentum swung into the direction of the Engineers as RPI scored twice in the final four minutes of the second period to tie the score 2-2. RPI continued to make the most of its chances with two quick goals early in the third to grab a 4-2 lead. Bailkowski scored a power-play goal at 11:38 to pull the Knights back to within a goal, but Clarkson was unable to come up with the equalizer. Clarkson out shot RPI 33-14 in the game and was 3-for-7 on the power play while Rensselaer was just 1-for-6 with the man-advantage.

Score by Periods

Rensselaer (11-13-1, 7-6-1) 0 2 2 x — 4
CLARKSON (14-10-2, 6-7-1) 1 1 1 x — 3

1st: CU-Lavoie-19 (Eusepi, Bailkowski), ppg; 13:34
 2nd: CU-Bailkowski-8 (Eusepi, Beazer), ppg; 7:28
 RPI-Daniel-11 (McNamara); 15:57
 RPI-Weidner-8 (Naslund, Wright), ppg; 18:59
 3rd: RPI-Donowick-4 (McDonald); 2:31
 RPI-Naslund-8; 6:05
 CU-Bailkowski-9 (Eusepi, Beazer), ppg; 11:38
 Penalties: Clarkson 6/12, Rensselaer 7/14
 Power Plays: Clarkson 3-7, Rensselaer 1-6
 Svs: CU (Hansen - 59:14) 3-4-3 =10
 RPI (Mayr - 60:00) 12-9-9 =30

Game #27 (January 26, 2007) - Att: 672
Thompson Arena, Hanover, NH
Final Score: Dartmouth 4 - Clarkson 1

Third-ranked Dartmouth put in a stingy defensive effort against the Golden Knights in Hanover, NH, handing the Green and Gold a three-goal loss. After a scoreless first period, the Big Green scored 61 seconds apart midway through the second. **Ashley Shaidle** tallied Clarkson's lone goal with one second remaining in the middle frame, but Dartmouth answered in the third with two more scores.

Score by Periods

CLARKSON (14-11-2, 6-8-1) 0 1 0 x — 1
Dartmouth (16-4-2, 13-1-1) 0 2 2 x — 4

1st: No Scoring
 2nd: DAR-Weatherston-7 (Newnam); 10:12
 DAR-Weatherston-8 (Piper, Parsons), ppg; 11:13
 CU-Shaidle-8 (Williams, Cloutier); 19:59
 3rd: DAR-Kennedy-4 (Weatherston, Bowman); 9:15
 DAR-Apps-22 (Parsons, Piper); 14:34
 Penalties: Clarkson 3/6, Dartmouth 4/8
 Power Plays: Clarkson 0-4, Dartmouth 1-3
 Svs: CU (Hurley - 60:00) 6-10-11 =27
 DAR (Clemis - 60:00) 3-9-3 =15

Game #28 (January 27, 2007) - Att: 513
Bright Hockey Center, Cambridge, MA
Final Score: Harvard 4 - Clarkson 3

A hard-fought effort by Clarkson against 4th-ranked Harvard came up one goal short. After a scoreless first period, in which Clarkson out shot Harvard 6-2, the Knights took a 2-0 lead midway through the second stanza with a pair of unassisted goals seven minutes apart. **Katie Morrison** opened the scoring at the 7:12 mark, followed by **Britney Selina** at the 14:01. Harvard pulled to within one, scoring with just 28 seconds left in the middle frame with a power-play tally. The Crimson scored again just 21 seconds into the third period and then went up for the first time at 2:09. Clarkson answered right back as **Britney Selina** evened the game at three-apiece, finding the cage from the high slot at 4:31. Harvard, however, pulled out the win with the game-winning goal at 10:58.

Score by Periods

CLARKSON (14-12-2, 6-9-1) 0 2 1 x — 3
Harvard (15-4-2, 12-3-1) 0 1 3 x — 4

1st: No Scoring
 2nd: CU-Morrison-6; 7:12
 CU-Selina-11 (Shaidle); 14:01
 HAR-Chu-11 (Cahow, Johnston), ppg; 19:32
 3rd: HAR-Vallancourt-15 (Johnston, CHU); 0:21
 HAR-Chu-12; 2:09
 CU-Morrison-12 (Selina, Lavoie); 4:31
 HAR-Brine-21 (Weaver, Chu); 10:58
 Penalties: Clarkson 3/6, Harvard 5/10
 Power Plays: Clarkson 0-5, Harvard 1-3
 Svs: CU (Hurley - 59:57) 2-11-11 =24
 HAR (Martin - 44:31) 6-4-2 =12
 HAR (Kessler - 15:29) x-x-3 =3

Game #29 (February 2, 2007) - Att: 198
Cheel Arena, Potsdam, NY
Final Score: CLARKSON 1 - Cornell 1 OT

Despite limiting its opponent to just 11 shots on goal, Clarkson came away with just a tie against the Cornell. After a scoreless first period that saw the two teams combined for only eight shots on goal, the Big Red broke the drought with an even-strength goal at 9:04 in the second period. Less than three minutes later, the Golden Knights tied the score as **Genevieve Lavoie** made some Clarkson history when she put in a rebound off a shot from **Meghan Park**. **Katie Morrison** also assisted. The goal by Lavoie was her 20th of the season, as she became the first Clarkson player to tally 20 goals in a season since the team was reincarnated four seasons ago. In addition to her 20 goals, Lavoie also earned her 30th point, becoming only the third player to reach 30 points in a season. In the overtime session, Clarkson was unlucky in striking a post on a shot in the first minute of extra time, but neither team came up with great scoring chances in the final five minutes.

Score by Periods

Cornell (2-19-2, 2-13-1) 0 1 0 0 — 1
CLARKSON (14-12-3, 6-9-2) 0 1 0 0 — 1

1st: No Scoring
 2nd: COR-Forgues-6 (Beerworth); 9:04
 CU-Lavoie-20 (Morrison, Park), ppg; 12:03
 3rd: No Scoring
 OT: No Scoring
 Penalties: Clarkson 3/6, Cornell 8/16
 Power Plays: Clarkson 1-8, Cornell 0-3
 Svs: CU (Hurley - 65:00) 2-0-7-1 =10
 COR (Baronick - 65:00) 6-7-5-4 =22



Melissa Marshall

Ashley Shaidle closed out the regular season with four goals in three games and finished her collegiate career as Clarkson's all-time leading scorer with 98 points on 52 goals and 46 assists through 138 games.



Game #30 (February 3, 2007) - Att: 208
Cheel Arena, Potsdam, NY
Final Score: CLARKSON 1 - Colgate 0

Despite a flurry of shots due to a late shorthanded situation, Clarkson denied all of Colgate's chances and held on to snap out of a four-game winless stretch. For the second straight night, Clarkson dominated the opening period, holding a 13-3 advantage in shots. Even with the strong edge in scoring chances, the Golden Knights were unable to produce a goal in the opening 20 minutes. The Knights got untracked in the middle frame when **Marie-Jo Gaudet** connected off assists from **Genevieve Lavoie** and **Amanda Dittmer** for a power-play tally at 8:44 for the game's only goal. The third period saw the Raiders produce several scoring chances, but **Kira Hurley** stopped all nine shots in the stanza and finished with 20 for the game to her second shutout of the season and the 19th of her career. Clarkson out shot the Raiders 30-20 and was 1-for-5 on the power play while holding Colgate scoreless in its only man-advantage chance.

Score by Periods

Colgate (13-12-2, 12-5-1) 0 0 0 x — 0
CLARKSON (15-12-3, 7-9-2) 0 1 0 x — 1

1st: No Scoring

2nd: CU-Gaudet-8 (Lavoie, Dittmer), ppg; 8:44

3rd: No Scoring

Penalties: Clarkson 2/4, Colgate 6/12

Power Plays: Clarkson 1-5, Colgate 0-1

Svs: CU (Hurley - 59:55) 3-8-9 =20

COL (Hamashuk - 58:46) 13-10-6 =29

Game #31 (February 10, 2007) - Att: 239
Cheel Arena, Potsdam, NY
Final Score: Princeton 2 - Clarkson 0

A stingy defensive effort by Princeton resulted in a shutout loss for Clarkson. The Tigers jumped out to a quick 1-0 lead and held the Knights in check throughout Saturday's contest before adding an insurance goal late in the final period. Clarkson held a slight 22-21 shot advantage, but failed to capitalize on seven power-play opportunities. **Kira Hurley** made 19 saves in the Knights' net, including 11 stops in the second frame, to give the Green and Gold a chance. Princeton was 0-of-3 on the man advantage.

Score by Periods

Princeton (14-10-2, 12-6-1) 1 0 1 x — 2
CLARKSON (15-13-3, 7-10-2) 0 0 0 x — 0

1st: PRI-Wallace-6 (Pearce); 1:16

2nd: No Scoring

3rd: PRI-Pearce-13 (Wallace, Dineen); 13:45

Penalties: Clarkson 3/6, Princeton 7/14

Power Plays: Clarkson 0-7, Princeton 0-3

Svs: CU (Hurley - 60:00) 3-11-5 =19

PRI (Young - 60:00) 4-8-10 =22

Game #32 (February 11, 2007) - Att: 287
Cheel Arena, Potsdam, NY
Final Score: CLARKSON 4 - Quinnipiac 2

A two-goal effort from **Ashley Shaidle** led Clarkson to its third straight ECACHL playoff berth as the Golden Knights clinched a post-season spot with a win over Quinnipiac in the final home game of the season. Clarkson, which scored only two goals in its previous 200 minutes of hockey entering Sunday's game, got on the scoreboard early with a power-play marker at 10:56 in the first period. Rookie defenseman **Carlee Eusepi** scored her fourth goal of the season when she fired a shot in from the point that made its way through traffic and into the Bobcats' net. Quinnipiac came right back with a power play goal of its own at 12:14. With the scored tied 1-1 at the conclusion of the first period, Shaidle knocked in another power-play goal at 6:21. The momentum shifted with that goal as Clarkson came out strong in the third period as well with two goals in the first six minutes of the final frame. Shaidle scored her 50th career goal in the first minute of the third. The fourth goal for the Knights, another power-play score, came at 5:37 of the period when **Brooke Beazer** saw her shot trickle in. Britney Selina picked up her third assist on the goal. The Bobcats came back with a power-play goal in the final six minutes to cut the advantage, but the Knights held on without too much pressure for the remainder of the contest. Clarkson went 3-for-7 on the power play and the Bobcats scored twice in six attempts.

Score by Periods

Quinnipiac (8-22-2, 5-14-1) 1 0 1 x — 2
CLARKSON (16-13-3, 8-10-2) 1 1 2 x — 4

1st: CU-Eusepi-4 (Lavoie, Selina), ppg; 10:56
 QU-Jaffray-8 (Pellatt, Maldonado), ppg; 12:14

2nd: CU-Shaidle-9 (Gaudet, Dittmer), ppg; 6:21

3rd: CU-Shaidle-10 (Morrison, Selina); 0:53

CU-Beazer-2 (Eusepi, Selina), ppg; 5:37

QU-McKeekin-13 (MacLean, Alcorn), ppg; 14:11

Penalties: Clarkson 6/12, Quinnipiac 7/14

Power Plays: Clarkson 3-7, Quinnipiac 2-6

Svs: CU (Hurley - 60:00) 6-5-5 =16

QU (Brennan - 58:47) 6-9-8 =23



Kimberly McKenney



Christina Valesente

Game #33 (February 16, 2007) - Att: 200
Houston Field House, Troy, NY
Final Score: CLARKSON 3 - Rensselaer 2

Ashley Shaidle deposited the game-winner in the waning moments to lift Clarkson to a key, come-from-behind victory over Rensselaer in Troy. Rensselaer started the scoring at 3:16 of the first and held on to its one-goal lead until the second period, when **Amanda Dittmer** tallied her second goal of the season, a power-play marker, at 4:44 with **Katie Morrison** and **Marie-Jo Gaudet** each assisting. The Engineers came back with a power-play goal of its own nine minutes later to retake a one-goal advantage. The third period belonged to Clarkson as the Knights held an 11-2 advantage in shots. Ten minutes into the frame, **Genevieve Lavoie** knotted the game up 2-2 with Gaudet and **Brooke Beazer** assisting. The game-winner came in the final seconds as Shaidle picked up her 11th score of the season to assure the Knights a seventh-place finish in the ECACL standings. Clarkson finished with a 29-17 advantage in shots, largely due to the overwhelming third period performance. **Kira Hurley** made 15 saves.

Score by Periods

CLARKSON (17-13-3, 9-10-2) 0 1 2 x — 3
Rensselaer (12-19-2, 8-12-2) 1 1 0 x — 2

1st: RPI-Thompson-12 (Barbera, McDonald); 3:16

2nd: CU-Dittmer-2 (Morrison, Gaudet), ppg; 4:44

RPI-Guillemette-2 (Barbera), ppg; 13:17

3rd: CU-Lavoie-21 (Gaudet, Beazer); 10:18

CU-Shaidle-11 (Dittmer, Madigan); 19:47

Penalties: Clarkson 1/2, Rensselaer 5/10

Power Plays: Clarkson 1-5, Rensselaer 1-1

Svs: CU (Hurley - 60:00) 5-8-2 =15

RPI (Mayr - 59:54) 9-8-9 =26

Kira Hurley posted 20 shutouts during her career with the Golden Knights, including a 4-0 blanking of Union (2/17) in the regular-season final.



Game #34 (February 17, 2007) - Att: 289
Messa Rink, Schenectady, NY
Final Score: CLARKSON 4 - Union 0

Genevieve Lavoie scored a pair of power-play goals as the Golden Knights shut out Union to end the regular season with its third straight league victory and a 10-10-2 ECACHL mark. Clarkson dominated the game from the drop of the puck as the team out shot Union 22-2 in the opening frame, managing two quick goals. **Ashley Shaidle** scored less than four minutes into the game with assists going to **Brooke Beazer** and **Katie Morrison**. Just four minutes later, the Knights tallied against as Lavoie scored a power-play marker at 7:55. **Britney Selina** recorded the first of two assists on the day on the score, and Beazer recorded her second assist of the game. The second and third periods were more of the same for Clarkson as the Green and Gold out shot Union by a 57-14 margin, the largest margin and quantity of shots this season for the Knights. Lavoie scored her second power-play goal of the game at 10:14. In the final frame, **Christine Bailkowski** added a third power-play goal. The game offered several storylines for the Golden Knights at the close of the regular season. Lavoie finished the game with Clarkson single-season records for both goals (23) and points (35), Selina's two assists pushed her to a new single-season mark for helpers in a season (18), and Shaidle's two-point game left her just two points shy of 100 points in her career. **Kira Hurley** stopped 14 shots for her 20th career shutout.

Score by Periods

CLARKSON (18-13-3, 10-10-2)	2	1	1	x	— 4
Union (4-26-0, 0-22-0)	0	0	0	x	— 0

1st: CU-Shaidle-12 (Beazer, Morrison); 3:27

CU-Lavoie-22 (Selina, Beazer), ppg; 7:55

2nd: CU-Lavoie-23 (Beazer, Selina), ppg; 10:14

3rd: CU-Bailkowski-10 (Shaidle, Dittmer), ppg; 6:54

Penalties: Clarkson 2/4, Union 4/8

Power Plays: Clarkson 3-4, Union 0-2

Svs: CU (Hurley - 60:00) 2-9-3 =14

UN (Hanson - 60:00) 20-15-18 =35



Ashleigh Moorehead



Game #35 (February 23, 2007) - Att: 977
ECACHL Quarterfinals - Game 1
Appleton Arena, Canton, NY
Final Score: St. Lawrence 3 - Clarkson 2

After numerous near misses and some outstanding stops in net, Clarkson ran out of luck in an attempt to knock off second-seeded St. Lawrence as the Saints scored two goals in the final 1:15 to hand the seventh-seeded Golden Knights a one-goal loss in Game 1 of the ECACHL Quarterfinals. After a scoreless first period, the middle frame showed great promise for Clarkson as the Green and Gold built a two-goal lead just over 10 minutes into the stanza. **Britney Selina** picked up a rebound from an attempted wrap around by **Genevieve Lavoie** and connected for a power-play marker, her 12th goal of the season, at 1:53. The Knights continued to apply the pressure on the Saints' crease and **Katie Morrison** cashed in at 10:13 with her eighth goal of the season, on a rebound in front after a shot from the slot by Selina. St. Lawrence awoke from its haze for the final 10 minutes of the period and supplied plenty of pressure and scored its first goal at 13:18. The third period was controlled by St. Lawrence as the Saints enjoyed an 11-2 edge in shots on goal. It appeared as if Clarkson would hold off the Saints late charge, but a penalty gave St. Lawrence a man-advantage opportunity, and when the home team pulled the goalie, suddenly the Knights were facing two extra skaters. Just 12 seconds into the power play, the Saints tied it with 1:15 remaining. St. Lawrence's elation from the game-tying goal was evident in its continued pressure up front as the Saints scored the game-winning goal with 28.3 seconds left. St. Lawrence ended the game with a 26-18 edge in shots and each team went 1-for-3 on the power play. **Kira Hurley** was solid in goal with 23 saves.

Score by Periods

CLARKSON (18-14-3)	0	2	0	x	— 2
St. Lawrence (26-6-3)	0	1	2	x	— 3

1st: No Scoring

2nd: CU-Selina-12 (Lavoie), ppg; 1:53

CU-Morrison-8 (Selina); 10:13

SLU-Guay-10 (Grills); 13:18

3rd: SLU-Grills-13 (Locks, Duggan), ex, ppg; 18:45

SLU-Connors-17 (Harbec); 19:31

Penalties: Clarkson 3/6, St. Lawrence 3/6

Power Plays: Clarkson 1-3, St. Lawrence 1-3

Svs: CU (Hurley - 60:00) 5-9-9 =23

SLU (Guckian - 59:02) 10-4-2 =16

Game #36 (February 24, 2007) - Att: 1,307
ECACHL Quarterfinals - Game 2
Appleton Arena, Canton, NY
Final Score: St. Lawrence 3 - Clarkson 1

After a gut-wrenching 3-2 loss on Friday, the Golden Knights showed they were not a one-night wonder against 5th-ranked St. Lawrence, but Clarkson's efforts came up short in its bid to knock off the highly-rated Saints, falling in Game 2 of the playoffs to end its season. The Knights held St. Lawrence scoreless in the opening frame, and the second period appeared likely to end in the same fashion, but the Saints took momentum going into the third period, scoring on a deflection with less than a minute to go in the stanza. Just 61 seconds into the third period, St. Lawrence tallied again and then made it 3-0 at 9:34. Clarkson would not take defeat easily, however, as **Brooke Beazer** scored her third goal of the season, a power-play marker, at 13:11 with **Carlee Eusepi** earning her 17th assist of the season. The Knights applied pressure, but couldn't break through thanks to a pair of late penalties which kept the team on the defensive for four of the final six minutes. **Kira Hurley** finished with 28 saves as the Saints held a 31-16 edge in shots.

Score by Periods

CLARKSON (18-15-3)	0	0	1	x	— 1
St. Lawrence (27-6-3)	0	1	2	x	— 3

1st: No Scoring

2nd: SLU-Grills-14 (Guay, Harbec); 19:10

3rd: SLU-Grills-15 (Harbec, Duggan); 1:01

SLU-Duggan-27 (Harbec, Grills); 9:34


CU-Beazer-3 (Eusepi), ppg; 13:11

Penalties: Clarkson 3/6, St. Lawrence 7/14

Power Plays: Clarkson 1-7, St. Lawrence 0-3

Svs: CU (Hurley - 60:00) 8-14-6 =28

SLU (Guckian - 60:00) 3-3-9 =15



Lindsay Williams

2006-07 CLARKSON INDIVIDUAL HONORS

Christine Bailkowski - Sr., Forward - Aurora, Ontario

- ECACHL All-Academic Team -
- ECACHL Honor Roll - 10/30 -

Carlee Eusepi- Fr., Defense - Oakville, Ontario

- 2007 ECACHL All-Rookie Team -

Stephanie Hansen - Sr., Goaltender - Calgary, Alberta

- ECACHL Honor Roll - 11/13, 11/28, 12/4, 12/11 -

Kira Hurley - Sr., Goaltender - Pickering, Ontario

- ECACHL All-Academic Team -
- ECACHL Preseason All-Star -

Genevieve Lavoie- Fr., Forward - St. Laurent, Quebec

- 2007 ECACHL All-Rookie Team -
- ECACHL Player of the Week - 12/4 -
- ECACHL Rookie of the Week - 11/20, 12/4, 2/19 -
- USCHO Runner-up Offensive Player of the Week - 12/5 -

Lauren Lubrano - Sr., Defense - Ridgefield, Connecticut

- ECACHL All-Academic Team -

Emma Madigan - Sr. Defense - Mississauga, Ontario

- ECACHL All-Academic Team -

Andrea Maluta - Sr., Forward - Spencerport, New York

- ECACHL All-Academic Team -

Melissa Marshall - Sr, Forward - Oak Lawn, Illinois

- ECACHL All-Academic Team -

Kim McKenney - So., Defense - Smiths Falls, Ontario

- ECACHL All-Academic Team -

Katie Morrison - Jr., Forward - Ridgefield, Connecticut

- ECACHL Honor Roll - 10/16, 1/29 -

Courtney O'Connor - So., Defense - Chicago, Illinois

- ECACHL All-Academic Team -

Britney Selina - Fr., Forward - Thornhill, Ontario

- ECACHL Rookie of the Week - 10/16 -
- ECACHL Honor Roll - 1/22, 2/26 -

Ashley Shaidle - Sr., Forward - Hudson, Ohio

- ECACHL Honor Roll - 2/12, 2/19 -

Lindsay Williams - Sr., Forward - Mississauga, Ontario

- 2007 Hockey Humanitarian Award Finalist -
- Pontiac Frozen Four Skills Challenge Participant -
- ECACHL All-Academic Team -
- ECACHL Honor Roll - 1/8



The Automated ScoreBook
CLARKSON Overall Team Statistics (as of Mar 07, 2007)
All games

Overall: 18-15-3 Conf: 10-10-2 Home: 11-5-1 Away: 7-10-2 Neut: 0-0-0

TEAM STATISTICS	CLARKSON	OPP

SHOT STATISTICS.....		
Goals-Shot attempts.....	96-1027	74-784
Shot pct.....	.093	.094
Goals/Game.....	2.7	2.1
Shots/Game.....	28.5	21.8
Assists.....	142	105
POWER PLAYS.....		
Goals-Power Plays.....	40-226	19-149
Conversion Percent.....	.177	.128
Shot Attempts.....	291	158
Shot Percent.....	.137	.120
GOAL BREAKDOWN.....		
Total Goals.....	96	74
Power Play.....	40	19
Short-handed.....	5	3
Empty net.....	2	0
Penalty.....	0	0
Unassisted.....	15	6
Overtime.....	1	0
Shootout.....	0	0
Delayed Penalty.....	0	0
PENALTIES.....		
Number.....	156	234
Minutes.....	312	471
Penalties/Game.....	4.3	6.5
Pen minutes/Game.....	8.7	13.1
Minor.....	156	233
Major.....	0	1
10-minute Misconduct.....	0	0
Game Misconduct.....	0	0
Gross Misconduct.....	0	0
Match.....	0	0
SHOOTOUTS (Made-Att).....	0-0	0-0
ATTENDANCE.....		
Total.....	4163	8716
Dates/Avg Per Date.....	17/245	19/459
Neutral Site #/Avg.....	0/0	

GOALS BY PERIOD	1	2	3	OT	Total

CLARKSON.....	29	40	26	1 -	96
Opponents.....	18	21	35	0 -	74

SAVES BY PERIOD	1	2	3	OT	Total

CLARKSON.....	204	251	247	8 -	710
Opponents.....	301	314	309	7 -	931

The Automated ScoreBook
CLARKSON Overall Individual Statistics (as of Mar 07, 2007)
All games

Overall: 18-15-3 Conf: 10-10-2 Home: 11-5-1 Away: 7-10-2 Neut: 0-0-0

		-----SHOTS-----							-----PENALTIES-----				-----GOALS-----									
##	Name	GP	G	A	Pts	Shots	Pct	+/-	No-Min	Min	Maj	Oth	PP	SH	FG	GW	GTG	OT	HT	PN	UA	

21	LAVOIE Genevieve	36	23	13	36	170	.135	+7	4-8	4	0	0	11	0	2	5	1	0	3	0	4	
27	SELINA Britney	35	12	19	31	120	.100	+2	15-30	15	0	0	5	2	3	3	0	0	2	0	4	
15	EUSEPI Carlee	36	4	17	21	68	.059	-3	5-10	5	0	0	2	0	1	0	0	0	0	0	0	
12	GAUDET Marie-Jo	33	8	12	20	80	.100	+1	8-16	8	0	0	5	0	3	1	0	0	0	0	1	
10	SHAILDLE Ashley	34	12	6	18	92	.130	+5	8-16	8	0	0	3	1	3	5	1	0	0	0	0	
18	BAILKOWSKI Christine	36	10	6	16	67	.149	+7	12-24	12	0	0	4	2	0	2	0	1	1	0	1	
7	BEAZER Brooke	36	3	13	16	52	.058	-10	9-18	9	0	0	3	0	1	0	0	0	0	0	0	
14	MORRISON Katie	33	8	7	15	82	.098	-4	8-16	8	0	0	3	0	3	0	0	0	0	0	1	
16	DITTMER Amanda	36	2	12	14	26	.077	-4	11-22	11	0	0	1	0	0	0	0	0	0	0	0	
11	CLOUTIER Jessica	34	4	7	11	43	.093	-4	13-26	13	0	0	2	0	0	0	0	0	0	0	2	
6	WILLIAMS Lindsay	36	4	5	9	81	.049	-6	14-28	14	0	0	1	0	2	2	0	0	0	0	0	
20	MARSHALL Melissa	32	2	6	8	23	.087	-1	11-22	11	0	0	0	0	0	0	0	0	0	0	0	
8	McKENNEY Kimberly	36	0	7	7	41	.000	+3	15-30	15	0	0	0	0	0	0	0	0	0	0	0	
3	LUBRANO Lauren	35	2	1	3	12	.167	+2	0-0	0	0	0	0	0	0	0	0	0	0	0	1	
22	VALESENTE Christina	34	1	2	3	15	.067	+4	4-8	4	0	0	0	0	0	0	0	0	0	0	1	
4	MALUTA Andrea	16	0	2	2	8	.000	-2	1-2	1	0	0	0	0	0	0	0	0	0	0	0	
24	O'CONNOR Courtney	35	0	2	2	10	.000	+6	4-8	4	0	0	0	0	0	0	0	0	0	0	0	
17	MADIGAN Emma	36	0	2	2	15	.000	-2	3-6	3	0	0	0	0	0	0	0	0	0	0	0	
2	ZIDEK Carolyn	9	1	0	1	6	.167	+1	5-10	5	0	0	0	0	1	0	0	0	0	0	0	
26	MOOREHEAD Ashleigh	20	0	1	1	10	.000	-1	2-4	2	0	0	0	0	0	0	0	0	0	0	0	
38	HURLEY Kira	23	0	1	1	0	.000	0	0-0	0	0	0	0	0	0	0	0	0	0	0	0	
19	PARK Meghan	9	0	1	1	6	.000	+1	0-0	0	0	0	0	0	0	0	0	0	0	0	0	
TM	TEAM	9	0	0	0	0	.000	0	4-8	4	0	0	0	0	0	0	0	0	0	0	0	
Total.....		36	96	142	238	1027	.093	+2	156-312	156	0	0	40	5	19	18	2	1	6	0	15	
Opponents.....		36	74	105	179	784	.094	-	234-471	233	1	0	19	3	17	15	1	0	1	0	6	

## Name	---GOAL AVERAGE---				--SAVES--		---RECORD---				-----GOALS-----				
	GP-GS	Minutes	GA	Avg	Saves	Pct	W	L	T	Sho	PP	SH	EN	PEN	SOG

35 HANSEN Stephanie	15-14	826:24	22	1.60	244	.917	11	3	0	3	4	0	0	0	0
38 HURLEY Kira	23-22	1327:24	50	2.26	456	.901	7	12	3	3	15	2	0	0	0
33 FINLEY Jessica	1-0	20:00	2	6.00	10	.833	0	0	0	0	0	0	0	0	0
TM EMPTY NET	9-0	3:13	0	-	0	.000	0	0	0	0	0	0	0	0	0
Total.....	36-0	2177:01	74	2.04	710	.906	18	15	3	6	19	2	0	0	0
Opponents.....	36-0	2177:10	96	2.65	931	.907	15	18	3	6	40	5	2	0	0

The Automated ScoreBook
 CLARKSON Overall Individual Statistics (as of Mar 07, 2007)
 All games

##	POWER PLAYS	GP	G	A	Pts	Sh	Pct

21	LAVOIE Genevieve	36	11	6	17	54	.204
27	SELINA Britney	35	5	11	16	39	.128
15	EUSEPI Carlee	36	2	14	16	38	.053
7	BEAZER Brooke	36	3	11	14	23	.130
16	DITTMER Amanda	36	1	8	9	8	.125
12	GAUDET Marie-Jo	33	5	3	8	20	.250
18	BAILKOWSKI Christine	36	4	2	6	23	.174
14	MORRISON Katie	33	3	3	6	18	.167
10	SHAIDLE Ashley	34	3	2	5	17	.176
11	CLOUTIER Jessica	34	2	2	4	6	.333
8	McKENNEY Kimberly	36	0	4	4	15	.000
6	WILLIAMS Lindsay	36	1	2	3	24	.042
19	PARK Meghan	9	0	1	1	3	.000
38	HURLEY Kira	23	0	1	1	0	.000
4	MALUTA Andrea	16	0	0	0	1	.000
17	MADIGAN Emma	36	0	0	0	2	.000
26	MOOREHEAD Ashleigh	20	0	0	0	1	.000

2006-07 CLARKSON UNIVERSITY WOMEN'S HOCKEY RESULTS

GAMES: 36

Overall Record: 18-15-3

ECACHL RECORD: 10-10-2 Tied 6th)

		ATT	CU		OPP	Clarkson Saves	Clarkson Goal Scorers - Gamewinner in CAPS
Sept. 29	W(H)	303	9	VERMONT	0	HURLEY 9	WILLIAMS, Bailkowski, Gaudet 2, Marshall 2, Selina, Eusepi, Cloutier
Sept. 30	W(H)	151	4	VERMONT	1	HURLEY 8	Zidek, SELINA, Cloutier, Gaudet
Oct. 13	L(A)	823	2	at Mercyhurst	5	HURLEY 36	Morrison, Selina
Oct. 14	T(A)	1,287	3	at Mercyhurst	3 ot	HURLEY 39	Morrison (2), Shaidle
Oct. 20	L(A)	781	1	at *St. Lawrence	3	HURLEY 33	Morrison
Oct. 21	L(H)	823	0	*ST. LAWRENCE	5	HURLEY 26	
Oct. 27	W(A)	87	6	at *Quinnipac	3	HURLEY 11/Finley 10	Lavoie, BAILKOWSKI (3), Shaidle, Lubrano
Oct. 28	T(A)	356	1	at *Princeton	1 ot	HURLEY 23	Shaidle
Nov. 3	L(H)	224	0	*HARVARD	2	HURLEY 17	
Nov. 4	L(H)	220	0	*DARTMOUTH	2	HURLEY 10/Hansen 3	
Nov. 10	W(H)	157	1	ROBERT MORRIS	0	HANSEN 16	SHAILDLE
Nov. 11	W(H)	162	3	ROBERT MORRIS	1	HANSEN 7	LAVOIE (2), Eusepi
Nov. 17	L(A)	147	1	at Wayne State	2	HANSEN 13	Lavoie
Nov. 18	W(A)	150	6	at Wayne State	3	HANSEN 15	Lavoie (2), Shaidle, Cloutier (2), McKENNEY
Nov. 24	W(A)	131	2	at *Colgate	1 ot	HANSEN 17	Gaudet, BAILKOWSKI
Nov. 25	W(A)	175	5	at *Cornell	1	HANSEN 19	Gaudet, SELINA (3), Lavoie
Dec. 1	W(H)	172	4	*YALE	2	HANSEN 31	Morrison, LAVOIE (3)
Dec. 2	W(H)	207	4	*BROWN	1	HANSEN 23	LAVOIE (3), Lubrano
Dec. 8	W(H)	248	5	NIAGARA	0	HANSEN 15	SELINA, Lavoie (2), Bailkowski (2)
Dec. 9	W(H)	129	2	NIAGARA	1	HANSEN 26	Beazer, LAVOIE
Jan. 5	W(A)	95	5	at Northeastern	0	HANSEN 15	WILLIAMS (2), Valesente, Shaidle, Gaudet
Jan. 6	L(A)	151	0	at Boston College	5	HANSEN 27	
Jan. 12	L(A)	350	0	at *Brown	1	HURLEY 17	
Jan. 13	L(A)	225	1	at *Yale	5	HURLEY 28	Gaudet
Jan. 19	W(H)	203	1	*UNION	8	HANSEN 7, Hurley 3	Selina (3), SHAILDLE (2), Lavoie, Eusepi, Dittmer
Jan. 20	L(H)	232	3	*RENSSELAER	4	HANSEN 10	Lavoie, Bailkowski
Jan. 26	L(A)	672	1	at *Dartmouth	4	HURLEY 27	Shaidle
Jan. 27	L(A)	513	3	at *Harvard	4	HURLEY 24	Morrison, Selina (2)
Feb. 2	T(H)	198	1	*CORNELL	1 ot	HURLEY 10	Lavoie
Feb. 3	W(H)	208	1	*COLGATE	0	HURLEY 20	GAUDET
Feb. 10	L(H)	239	2	*PRINCETON	0	HURLEY 19	
Feb. 11	W(H)	287	4	*QUINNIPIAC	2	HURLEY 16	Eusepi, SHAILDLE (2), Beazer
Feb. 16	W(A)	200	3	at *Rensselaer	2	HURLEY 15	Dittmer, Lavoie, SHAILDLE
Feb. 17	W(A)	289	4	at *Union	0	HURLEY 14	SHAILDLE, Lavoie (2), Bailkowski
Feb. 23	L(A)	977	2	at %St. Lawrence	3	HURLEY 23	Selina, Morrison
Feb. 24	L(A)	1,307	1	at %St. Lawrence	3	HURLEY 28	Beazer

Attendance Total 11,572

*ECACHL, %ECACHL Quarterfinals

	Wins	Losses	Ties	Pct.
Overall Record	18	15	3	0.542
ECACHL	10	10	2	0.500
Non-League	8	3	1	0.708
vs HEA	3	1	0	0.750
vs CHA	5	2	1	0.688
Home	11	5	1	0.676
Away	7	10	2	0.421
Overtime	1	0	3	0.625
Playoffs	0	2	0	0.000

SCORING by CLASS	Games	GLS	ASST	PTS	% of overall Scoring
Seniors (9)	266	32	30	62	0.26
Juniors (5)	148	17	40	57	0.24
Sophomores (3)	106	8	22	30	0.13
Freshman (4)	127	39	50	89	0.37
	647	96	142	238	1.00

2006-07 CLARKSON UNIVERSITY WOMEN'S HOCKEY Game-by-Game Statistics

Date	Opponent	Score	CU Power Play			CU Penalty Kill			CU		OPP		CU	OPP
			PPG	Att	%	Kills	Att	%	Pen	Min	Pen	Min	Shots	Shots
Sept. 29	VERMONT	W(H) 9-0	4	of 12	0.33	4	of 4	1.00	4	8	12	24	41	9
Sept. 30	VERMONT	W(H) 4-1	0	of 8	0.00	3	of 3	1.00	4	8	9	18	37	9
Oct. 13	at Mercyhurst	L(A) 5-2	2	of 10	0.20	4	of 6	0.67	6	12	10	20	14	41
Oct. 14	at Mercyhurst	T(A) 3-3ot	1	of 6	0.17	7	of 10	0.70	10	20	7	14	19	42
Oct. 20	at *St. Lawrence	L(A) 3-1	1	of 10	0.10	4	of 4	1.00	4	8	10	20	15	36
Oct. 21	*ST. LAWRENCE	L(H) 5-0	0	of 6	0.00	3	of 4	0.75	5	10	7	14	21	31
Oct. 27	at *Quinnipiac	W(A)	3	of 13	0.23	9	of 9	1.00	10	20	14	28	37	24
Oct. 28	at *Princeton	T(A) 1-1ot	0	of 7	0.00	3	of 4	0.75	4	8	7	14	30	24
Nov. 3	*HARVARD	L(H) 2-0	0	of 11	0.00	7	of 8	0.88	8	16	11	22	25	19
Nov. 4	*DARTMOUTH	L(H) 2-0	0	of 6	0.00	4	of 4	1.00	4	8	6	12	28	15
Nov. 10	ROBERT MORRIS	W(H) 1-0	1	of 7	0.14	6	of 6	1.00	6	12	7	14	36	16
Nov. 11	ROBERT MORRIS	W(H) 3-1	0	of 5	0.00	5	of 6	0.83	6	12	5	10	33	8
Nov. 17	at Wayne State	L(A) 2-1	0	of 4	0.00	2	of 2	1.00	2	4	4	8	30	15
Nov. 18	at Wayne State	W(A) 6-3	6	of 8	0.75	5	of 6	0.83	7	14	9	18	25	18
Nov. 24	at *Colgate	W(A) 2-1ot	1	of 4	0.25	3	of 3	1.00	3	6	4	8	34	18
Nov. 25	at *Cornell	W(A) 5-1	1	of 4	0.25	5	of 5	1.00	6	12	5	10	28	20
Dec. 1	*YALE	W(H) 4-2	1	of 3	0.33	1	of 2	0.50	2	4	3	6	21	33
Dec. 2	*BROWN	W(H) 4-1	2	of 6	0.33	3	of 3	1.00	3	6	6	12	29	24
Dec. 8	NIAGARA	W(H) 5-0	0	of 4	0.00	4	of 4	1.00	4	8	4	8	36	15
Dec. 9	NIAGARA	W(H) 2-1	1	of 6	0.17	2	of 2	1.00	2	4	6	12	28	27
Jan. 5	at Northeastern	W(A) 5-0	0	of 1	0.00	1	of 1	1.00	1	2	1	2	44	15
Jan. 6	at Boston College	L(A) 5-0	0	of 5	0.00	4	of 4	1.00	4	8	5	10	26	32
Jan. 12	at *Brown	L(A) 1-0	0	of 5	0.00	5	of 5	1.00	5	10	5	10	33	18
Jan. 13	at *Yale	L(A) 5-1	1	of 6	0.17	3	of 4	0.75	4	8	6	12	21	33
Jan. 19	*UNION	W(H) 8-1	1	of 7	0.14	6	of 6	1.00	7	14	8	19	47	11
Jan. 20	*RENSSELAER	L(H) 4-3	3	of 7	0.43	5	of 6	0.83	6	12	7	14	33	14
Jan. 26	at *Dartmouth	L(A) 4-1	0	of 4	0.00	2	of 3	0.67	3	6	4	8	16	31
Jan. 27	at *Harvard	L(A) 4-3	0	of 5	0.00	2	of 3	0.67	3	6	5	10	18	28
Feb. 2	*CORNELL	T(H) 1-1ot	1	of 8	0.13	3	of 3	1.00	3	6	8	16	23	11
Feb. 3	*COLGATE	W(H) 1-0	1	of 5	0.20	1	of 1	1.00	2	4	6	12	30	20
Feb. 10	*PRINCETON	L(H) 2-0	0	of 7	0.00	3	of 3	1.00	3	6	7	14	22	21
Feb. 11	*QUINNIPIAC	W(H) 4-2	3	of 7	0.43	4	of 6	0.67	6	12	7	14	27	18
Feb. 16	at *Rensselaer	W(A) 3-2	1	of 5	0.20	0	of 1	0.00	1	2	5	10	29	17
Feb. 17	at *Union	W(A) 4-0	3	of 4	0.75	2	of 2	1.00	2	4	4	8	57	14
Feb. 23	at %St. Lawrence	L(A) 3-2	1	of 3	0.33	2	of 3	0.67	3	6	3	6	18	26
Feb. 24	at %St. Lawrence	L(A) 3-1	1	of 7	0.14	3	of 3	1.00	3	6	7	14	16	31
TOTALS			40	of 226	0.18	130	of 149	0.87	156	312	234	471	1027	784

When Clarkson Scores First:	12-5-2	When Outshooting Opponents:	17-4-2	October Games:	3-3-2
When Opponent Scores First:	6-10-1	When Outshot by Opponents:	1-11-1	November Games:	5-3-0
When Leading After the First:	10-2-1	When Shots are Equal:	0-0-0	December Games:	4-0-0
When Trailing After the First:	3-8-0			January Games:	2-6-0
When Tied After the First:	5-5-2	Longest Winning Streak:	8 (11/18-1/5)	February Games:	4-3-1
When Leading After the Second:	14-3-0	Longest UnBeaten Streak:	8 (11/18-1/5)	March Games:	
When Trailing After the Second:	0-11-0	Longest Losing Streak:	3 (twice)		
When Tied After the Second:	'4-1-3	Longest Winless Streak:	4 (0-3-1)		
Most Goals Scored:	9 in 9-0 win vs Vermont, 9/29	Most Pen/Min:	10/20 (twice)		
Most Goals in Period:	6 (1st) in 9-0 win vs Vermont, 9/29	Most Opp Pen/Min:	14/28 in 6-3 W(A) at Quinnipiac, 10/27		
Most Goals Allowed:	5 (three times)	Fewest Pen/Min:	1/2 (three times)		
Most Goals Allowed in Pd:	4 in 5-1 L(A) at Yale, 1/13	Fewest Opp Pen/Min:	1/2 in 5-0 W(A) at Northeastern, 1/5		
Most Assists:	15 in 9-0 win vs Vermont, 9/29	Most Shots:	57 in 4-0 W(A) at Union, 2/17		
Most Points:	24 (9-15) in 9-0 win vs Vermont, 9/29	Most Opp Shots:	42 in 3-3ot tie at Mercyhurst, 10/14		
Most PP Goals:	6 (6-8) in 6-3 W(A) at Wayne St., 11/18	Fewest Shots:	14 in 5-2 L(A) at Mercyhurst, 10/13		
Most PP Attempts:	13 (3-13) in 6-3 W(A) at Quinnipiac, 10/27	Fewest Opp Shots:	8 in 3-1 W(H) vs Robert Morris, 11/11		
Most Opp PPGs:	3 (3-10) in 3-3 tie at Mercyhurst, 10/14	Most Saves:	39 (Hurley) in 3-3 T(A) at Mercyhurst, 10/14		
Most Opp PP Atts:	3 (3-10) in 3-3 tie at Mercyhurst, 10/14	Most Saves in Period:	16 (twice) - Hurley		

2006-07 Team Game-by-Game Clarkson Goaltending Statistics

Date	Opponent	Score	CU Goaltender	MINS	Saves	Sv%	GA	GAA	W	L	T	PPG	SHG	PEN/MIN	PTS
Sept. 29	VERMONT	W 9-0	HURLEY	60	9	1.000	0	0.00	1	0	0	0	0	0/0	0
Sept. 30	VERMONT	W 4-1	HURLEY	60	8	0.889	1	1.00	2	0	0	0	0	0/0	0
Oct. 13	at Mercyhurst	L 5-2	HURLEY	60	36	0.878	5	5.00	2	1	0	2	1	0/0	0
Oct. 14	at Mercyhurst	T 3-3 ot	HURLEY	65	39	0.929	3	2.77	2	1	1	3	0	0/0	0
Oct. 20	at *St. Lawrence	L 3-1	HURLEY	60	33	0.917	3	3.00	2	2	1	0	0	0/0	0
Oct. 21	*ST. LAWRENCE	L 5-0	HURLEY	60	26	0.839	5	5.00	2	3	1	1	0	0/0	0
Oct. 27	at *Quinnipiac	W 6-3	HURLEY	39.47	11	0.917	1	1.52	3	3	1	0	0	0/0	0
			Finley	20	10	0.833	2	6.00				0	0	0/0	0
Oct. 28	at *Princeton	T 1-1ot	HURLEY	64.52	23	0.958	1	0.93	3	3	2	1	0	0/0	0
Nov. 3	*HARVARD	L 2-0	HURLEY	60	17	0.895	2	2.00	3	4	2	1	0	0/0	0
Nov. 4	*DARTMOUTH	L 2-0	HURLEY	47.06	10	0.909	1	1.27	3	5	2	0	0	0/0	0
			Hansen	12.54	3	0.750	1	4.78				0	0	0/0	0
Nov. 10	ROBERT MORRIS	W 1-0	HANSEN	60	16	1.000	0	0.00	1	0	0	0	0	0/0	0
Nov. 11	ROBERT MORRIS	W 3-1	HANSEN	60	7	0.875	1	1.00	2	0	0	1	0	0/0	0
Nov. 17	at Wayne State	L 2-1	HANSEN	59.43	13	0.867	2	2.02	2	1	0	0	0	0/0	0
Nov. 18	at Wayne State	W 6-3	HANSEN	60	15	0.833	3	3.00	3	1	0	1	0	0/0	0
Nov. 24	at *Colgate	W 2-1ot	HANSEN	64.35	17	0.944	1	0.93	4	1	0	0	0	0/0	0
Nov. 25	at *Cornell	W 5-1	HANSEN	60	19	0.950	1	1.00	5	1	0	0	1	0/0	0
Dec. 1	*YALE	W 4-2	HANSEN	60	31	0.939	2	2.00	6	1	0	1	0	0/0	0
Dec. 2	*BROWN	W 4-1	HANSEN	60	23	0.958	1	1.00	7	1	0	0	0	0/0	0
Dec. 8	NIAGARA	W 5-0	HANSEN	60	15	1.000	0	0.00	8	1	0	0	0	0/0	0
Dec. 9	NIAGARA	W 2-1	HANSEN	60	26	0.963	1	1.00	9	1	0	0	0	0/0	0
Jan. 5	at Northeastern	W 5-0	HANSEN	60	15	1.000	0	0.00	10	1	0	0	0	0/0	0
Jan. 6	at Boston College	L 5-0	HANSEN	60	27	0.844	5	5.00	10	2	0	0	0	0/0	0
Jan. 12	at *Brown	L 1-0	HURLEY	59	17	0.944	1	1.02	3	6	2	0	0	0/0	0
Jan. 13	at *Yale	L 5-1	HURLEY	60	28	0.848	5	5.00	3	7	2	1	1	0/0	0
Jan. 19	*UNION	W 8-1	HANSEN	33	7	1.000	0	0.00	11	2	0	0	0	0/0	0
			Hurley	27	3	0.750	1	2.22							
Jan. 20	*RENSSELAER	L 4-3	HANSEN	59.14	10	0.714	4	4.06	11	3	0	1	0	0/0	0
Jan. 26	at *Dartmouth	L 4-1	HURLEY	60	27	0.871	4	4.00	3	8	2	1	0	0/0	0
Jan. 27	at *Harvard	L 4-3	HURLEY	59.57	24	0.857	4	4.03	3	9	2	1	0	0/0	0
Feb. 2	*CORNELL	T 1-1ot	HURLEY	65	10	0.909	1	0.92	3	9	3	0	0	0/0	0
Feb. 3	*COLGATE	W 1-0	HURLEY	59.55	20	1.000	0	0.00	4	9	3	0	0	0/0	0
Feb. 10	*PRINCETON	L 2-0	HURLEY	60	19	0.905	2	2.00	4	10	3	0	0	0/0	0
Feb. 11	*QUINNIPIAC	W 4-2	HURLEY	60	16	0.889	2	2.00	5	10	3	2	0	0/0	0
Feb. 16	at *Rensselaer	W 3-2	HURLEY	60	15	0.882	2	2.00	6	10	3	1	0	0/0	0
Feb. 17	at *Union	W 4-0	HURLEY	60	14	1.000	0	0.00	7	10	3	0	0	0/0	0
Feb. 23	at %St. Lawrence	L 3-2	HURLEY	60	23	0.885	3	3.00	7	11	3	1	0	0/0	0
Feb. 24	at %St. Lawrence	L 3-1	HURLEY	60	28	0.903	3	3.00	7	12	3	0	0	0/0	0

2006-07 CLARKSON WOMEN'S HOCKEY Game-by-Game Statistics with Individual Goal and Assists

%Gamewinner
*Powerplay
&Shorthanded
^Empty net
@Penalty Shot

2-Zidek
3-Lubrano
4-Maluta
6-Williams

7-Beazer
8-McKenney
10-Shaidle
11-Cloutier

12-Gaudet
14-Morrison
15-Eusepi
16-Dittmer

17-Madigan
18-Bailkowski
19-Park
20-Marshall

21-Lavoie
22-Valesente
24-O'Connor
26-Moorehead

27-Selina

Date	Opponent	Score	2	3	4	6	7	8	10	11	12	14	15	16	17	18	19	20	21	22	24	26	27
Sept. 29	VERMONT	W(H) 9-0	0-0	0-0	0-0	%1-1	0-2	0-0	inj	1-0	**2-3	dnp	*1-0	0-2	0-0	1-0	dnp	2-2	0-2	0-1	0-0	0-1	*1-1
Sept. 30	VERMONT	W(H) 4-1	1-0	0-1	0-1	0-1	0-0	0-1	inj	1-0	1-0	dnp	0-0	0-0	0-1	0-0	dnp	0-2	0-1	0-0	0-0	0-0	%1-0
Oct. 13	at Mercyhurst	L(A) 5-2	dnp	0-0	0-0	0-0	0-0	0-1	0-0	0-1	inj	*1-1	0-0	0-0	0-0	0-0	dnp	0-0	0-0	0-0	0-0	0-0	*1-0
Oct. 14	at Mercyhurst	T(A) 3-3ot	dnp	0-0	0-0	0-0	0-0	0-0	1-0	0-2	inj	*2-0	0-0	0-0	0-0	0-0	dnp	0-0	0-0	0-0	0-0	0-0	0-3
Oct. 20	at *St. Lawrence	L(A) 3-1	dnp	0-0	dnp	0-0	0-1	0-0	0-0	0-0	0-0	*1-0	0-0	0-0	0-0	0-0	dnp	0-0	0-0	0-0	0-0	0-0	0-1
Oct. 21	*ST. LAWRENCE	L(H) 5-0	dnp	0-0	0-0	0-0	0-0	0-0	0-0	0-0	0-0	0-0	0-0	0-0	0-0	0-0	dnp	0-0	0-0	0-0	0-0	dnp	0-0
Oct. 27	at *Quinnipiac	W(A) 6-3	dnp	1-0	dnp	0-1	0-1	0-0	*1-1	0-0	0-0	0-0	0-1	0-1	0-0	*&%3-0	dnp	0-0	*1-2	0-0	0-1	0-0	0-1
Oct. 28	at *Princeton	T(A) 1-1ot	dnp	0-0	dnp	0-0	0-0	0-0	1-0	0-0	0-0	0-1	0-1	0-0	0-0	0-0	dnp	0-0	0-0	0-0	0-0	0-0	0-0
Nov. 3	*HARVARD	L(H) 2-0	dnp	0-0	dnp	0-0	0-0	0-0	0-0	0-0	0-0	0-0	0-0	0-0	0-0	0-0	dnp	0-0	0-0	0-0	0-0	0-0	0-0
Nov. 4	*DARTMOUTH	L(H) 2-0	dnp	0-0	dnp	0-0	0-0	0-0	0-0	0-0	0-0	0-0	0-0	0-0	0-0	0-0	dnp	0-0	0-0	0-0	0-0	0-0	0-0
Nov. 10	ROBERT MORRIS	W(H) 1-0	dnp	0-0	dnp	0-0	0-0	0-0	*%1-0	0-0	0-1	0-0	0-0	0-1	0-0	0-0	dnp	0-0	0-0	0-0	0-0	0-0	0-0
Nov. 11	ROBERT MORRIS	W(H) 3-1	0-0	0-0	0-0	0-0	0-0	0-0	0-0	0-0	0-1	dnp	1-0	0-0	0-0	0-0	dnp	0-1	%2-0	dnp	0-0	0-0	0-1
Nov. 17	at Wayne State	L(A) 2-1	dnp	0-0	dnp	0-0	0-0	0-0	0-0	0-0	0-0	0-1	0-0	0-0	0-0	0-0	dnp	0-0	1-0	0-0	0-0	0-0	0-0
Nov. 18	at Wayne State	W(A) 6-3	0-0	0-0	0-0	*1-1	0-1	0-1	0-1	**^2-0	dnp	0-0	0-3	0-2	0-0	0-1	dnp	0-0	***%3-0	0-0	0-0	dnp	0-1
Nov. 24	at *Colgate	W(A) 2-1 ot	dnp	0-0	0-0	0-0	0-1	0-0	0-0	0-0	*1-0	0-0	0-1	0-0	0-0	%&1-0	dnp	0-0	0-0	0-0	0-0	dnp	0-0
Nov. 25	at *Cornell	W(A) 5-1	dnp	0-0	0-1	0-0	0-0	0-0	0-0	0-0	1-0	0-0	0-1	0-1	0-0	0-1	dnp	0-0	1-0	0-0	0-0	dnp	*%&3-0
Dec. 1	*YALE	W(H) 4-2	dnp	0-0	0-0	0-0	0-0	0-0	0-0	0-1	0-1	1-0	0-1	0-1	0-0	0-0	dnp	0-0	*%3-1	0-0	0-0	dnp	0-2
Dec. 2	*BROWN	W(H) 4-1	dnp	1-0	0-0	0-0	0-1	0-1	0-0	0-0	0-0	0-0	0-2	0-0	0-0	0-0	dnp	0-0	***%3-1	0-0	0-0	dnp	0-1
Dec. 8	NIAGARA	W(H) 5-0	dnp	0-0	dnp	0-0	0-0	0-0	0-0	0-1	0-2	0-0	0-0	0-0	0-0	2-0	dnp	0-1	2-0	0-0	0-0	0-0	%1-0
Dec. 9	NIAGARA	W(H) 2-1	dnp	0-0	0-0	0-0	*1-0	0-1	0-0	0-0	0-1	dnp	0-1	0-0	0-0	0-1	dnp	0-0	%1-0	0-0	0-0	0-0	0-0
Jan. 5	at Northeastern	W(A) 5-0	dnp	0-0	dnp	%2-0	0-0	0-0	1-2	0-1	1-0	0-0	0-0	0-0	0-0	0-0	0-0	0-0	0-1	1-0	0-0	dnp	0-0
Jan. 6	at Boston College	L(A) 5-0	dnp	0-0	dnp	0-0	0-0	0-0	0-0	0-0	0-0	0-0	0-0	0-0	0-0	0-0	0-0	0-0	0-0	0-0	0-0	dnp	0-0
Jan. 12	at *Brown	L(A) 1-0	dnp	0-0	dnp	0-0	0-0	0-0	0-0	0-0	0-0	0-0	0-0	0-0	0-0	0-0	0-0	dnp	0-0	0-0	0-0	0-0	0-0
Jan. 13	at *Yale	L (A) 5-1	dnp	0-0	dnp	0-0	0-0	0-0	0-0	0-0	*1-0	0-0	0-1	0-0	0-0	0-0	dnp	0-0	0-0	0-0	0-0	0-0	0-0
Jan. 19	*UNION	W(H) 8-1	0-0	0-0	0-0	0-0	0-0	0-2	%&2-0	dnp	0-0	0-0	1-0	1-0	0-0	0-2	0-0	dnp	1-1	0-1	0-1	dnp	&*3-1
Jan. 20	*RENSSELAER	L(H) 4-3	0-0	0-0	0-0	0-0	0-2	0-0	0-0	dnp	0-0	0-0	0-3	0-0	0-0	**2-1	0-0	dnp	*1-0	0-0	0-0	dnp	0-0
Jan. 26	at *Dartmouth	L(A) 4-1	dnp	0-0	dnp	0-1	0-0	0-0	1-0	0-1	0-0	0-0	0-0	0-0	0-0	0-0	0-0	0-0	0-0	0-0	0-0	dnp	0-0
Jan. 27	at *Harvard	L(A) 4-3	dnp	0-0	dnp	0-0	0-0	0-0	0-1	0-0	0-0	2-0	0-0	0-0	0-0	0-0	0-0	0-0	0-1	0-0	0-0	dnp	1-1
Feb. 2	*CORNELL	T(H) 1-1ot	dnp	dnp	0-0	0-0	0-0	0-0	0-0	0-0	0-0	0-1	0-0	0-0	0-0	0-0	0-1	0-0	*1-0	0-0	0-0	dnp	0-0
Feb. 3	*COLGATE	W(H) 1-0	dnp	0-0	dnp	0-0	0-0	0-0	0-0	0-0	1-0	0-0	0-0	0-1	0-0	0-0	0-0	0-0	0-1	0-0	0-0	dnp	inj
Feb. 10	*PRINCETON	L(H) 2-0	dnp	0-0	0-0	0-0	0-0	0-0	0-0	0-0	0-0	0-0	0-0	0-0	0-0	0-0	---	0-0	0-0	0-0	0-0	dnp	0-0
Feb. 11	*QUINNIPIAC	W(H) 4-2	0-0	0-0	0-0	0-0	*1-0	0-0	*%2-0	0-0	0-1	0-1	*1-1	0-1	0-0	0-0	---	0-0	0-1	0-0	dnp	dnp	0-3
Feb. 16	at *Rensselaer	W(A) 3-2	dnp	0-0	dnp	0-0	0-1	0-0	%1-0	0-0	0-2	0-2	0-0	*1-0	0-0	0-1	---	0-0	1-0	0-0	0-0	0-0	0-0
Feb. 17	at *Union	W(A) 4-0	dnp	0-0	dnp	0-0	0-3	0-0	%1-1	0-0	0-0	0-1	0-0	0-1	0-0	*1-0	---	0-0	**2-0	0-0	0-0	0-0	0-2
Feb. 23	at %St. Lawrence	L(A) 3-2	dnp	0-0	dnp	0-0	0-0	0-0	0-0	0-0	0-0	1-0	0-0	0-0	0-0	0-0	---	0-0	0-1	0-0	0-0	0-0	*1-1
Feb. 24	at %St. Lawrence	L(A) 3-1	dnp	0-0	dnp	0-0	*1-0	0-0	0-0	0-0	0-0	0-0	0-1	0-0	0-0	0-0	---	0-0	0-0	0-0	0-0	0-0	0-0